

Gradually insert
irregular accents -----> More
irregular accents

E-Guitar

ppp σ PM -----> norm.

Gradually insert
irregular accents -----> More
irregular accents

E-Guitar

ppp σ PM -----> norm.

Gradually insert
irregular accents -----> More
irregular accents

E-Guitar

ppp σ PM -----> norm.

Gradually insert
irregular accents -----> More
irregular accents

E-Guitar

ppp σ PM -----> norm.

5 **B**

E. Gtr. *SPLIT*

E. Gtr. *SPLIT*

E. Gtr. *gliss.*

E. Gtr. *gliss.*

7 **C**

E. Gtr.

E. Gtr. *SPLIT*

E. Gtr. *SPLIT*

E. Gtr.

9 **D**

E. Gtr.

E. Gtr. *SPLIT*

E. Gtr. *SPLIT*

E. Gtr.

13 **F**

E. Gtr. *SPLIT*

E. Gtr. *SPLIT*

E. Gtr.

E. Gtr.

[illegible]

19 **I**

E. Gtr.

E. Gtr.

E. Gtr.

E. Gtr.

21 **J**

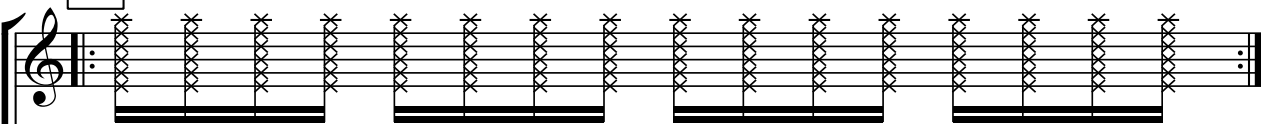
E. Gtr.

E. Gtr.

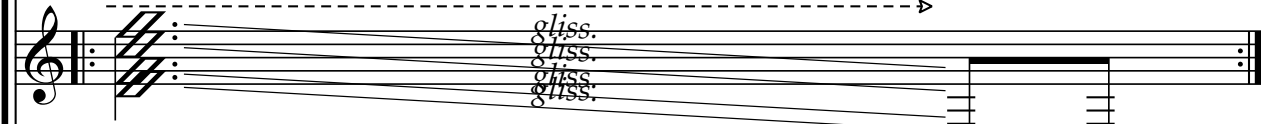
E. Gtr.

E. Gtr.

23 **K**

E. Gtr. 


chord gradually higher and higher, Don't synchronize

E. Gtr. 

*gliss.
gliss.
gliss.
gliss.*

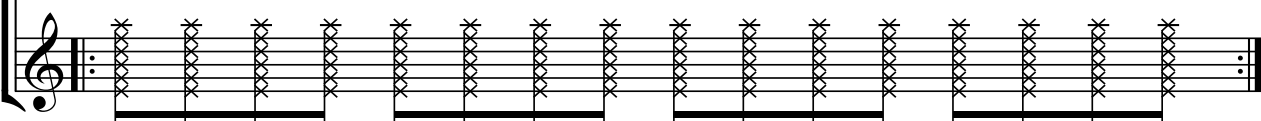
gradually more whammy trem.

chord gradually higher and higher, Don't synchronize


E. Gtr. 


*gliss.
gliss.
gliss.
gliss.*


gradually more whammy trem.


E. Gtr. 

24 **L**

E. Gtr. 

E. Gtr. 

E. Gtr. 

E. Gtr. 

falling down

25 **M**

E. Gtr.

E. Gtr.

E. Gtr.

E. Gtr.

Whammy

The image shows a musical score for four electric guitar staves. A large, hand-drawn blue wavy line, representing a whammy effect, starts on the first staff and continues across the second, third, and fourth staves. The word "Whammy" is written in a cursive font across the middle of the second staff. Above the first staff, the number "25" and a boxed letter "M" are visible. Each staff begins with a treble clef and a double bar line.